
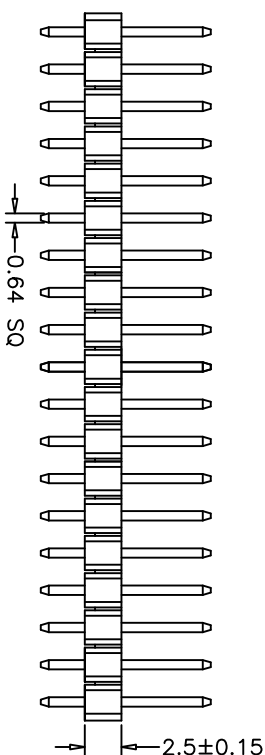
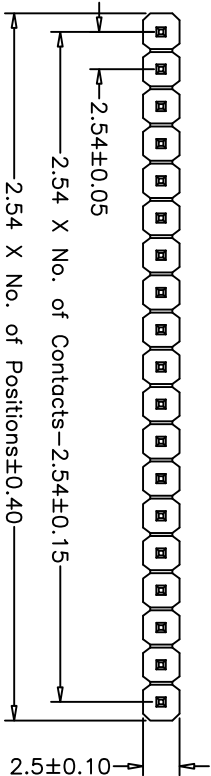
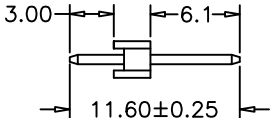


RoHS Compliant



Recommended PCB Board Hole Layout



Technical Data

Material:

Contact Material: Brass

Contact plating: Au or Sn Over 50u" Ni

Insulator Material: Polyester UL94V-0

Standard: PBT+30%G.F

Electrical:

Current rating: 3Amps/contact max.

Contact resistance: ≤20mΩ/contact

Insulation resistance: ≥1000MΩ at V=100V

Voltage Rating: 550V AC/minute

Mechanical:

Mechanical life cycle: min.200

Operating temperatures: Gold Plated: -55°C to +105°C

Tin plated: -40°C to +105°C

Ordering Information

2S254-25-1S-XX-M1-XX-G1-P1.1160

No. of Contacts	01-40pins
Material	M1 PBT
M2	NYLON46/ 66
M3	NYLON 6T/9T
M4	LCP
Insulator Color	51-Black
	52-White
	54-Red
	55-Green
	57-Yellow
	58-Blue
Plating Option	G1 G/F
	G2 Au2u"
	G3 Au3u"
	G5 Au5u"
	G0 Au10u"
	G7 Au15u"
	T0-T1n 150u"
	GT-Duplex Plating
Packaging Option	P1-Plastic Bag/Box
	P2-Tube
	P3-Tube with cap
	P4-Tray
	P5-Tape&Reel
	with lift cap/film

THIRD ANGLE PROJECTION		DRAWN BY: FB.YANG	
		CHECKED BY: GH.PANG	
ALL DIMENSIONS ARE IN MM		APPROVED BY: TONY.OU	
TOLERANCE UNSPECIFIED		DATE: 05/05/2017	
X. ±0.35		SHEET: 1 OF 1	
X.XX ±0.15		SCALE: 2:1	
X.XXX ±0.05		REV: 01	
X.X° ±2°		SIZE: A4	
X.XX' ±1°		PART NUMBER: 2S254-25-1S-XX-M1-XX-G1-P1.1160	



深圳市多维鑫电子有限公司
SHENZHEN TORVENIS ELECTRONIC CO.,LTD.

Pin Header 2.54mm Straight Dip Single Row,
L=11.60mm